





Handwriting practice for the letter 'b'. The page contains 20 rows of the letter 'b' in a red color. Each row consists of five 'b' characters. The first row shows the letter with a dashed outline and a red dot above it, indicating the starting point for writing. The remaining 19 rows show the letter 'b' in a solid red color.

Handwriting practice for the letter 'b'. The page contains 20 rows of the letter 'b' in a light red color. Each row consists of eight 'b' characters. The first row shows the letter with a dashed outline and a light red dot above it, indicating the starting point for writing. The remaining 19 rows show the letter 'b' in a solid light red color.

















Handwriting practice for the Chinese character '也' (yě). The page contains 20 columns of the character. Each column starts with a solid red character, followed by 19 dashed red characters for tracing. The columns are arranged in two groups of 10 columns each, separated by a vertical line.

Handwriting practice for the Chinese character '也' (yě). The page contains 12 columns of the character. Each column starts with a solid red character, followed by 11 dashed red characters for tracing. The columns are arranged in two groups of 6 columns each, separated by a vertical line.



Handwriting practice for the Korean character '보' (bo). The page contains 20 rows of the character. Each row consists of 8 instances of '보'. The characters are arranged in a grid, with the first row being solid red and the remaining 19 rows being dashed red for tracing.

Handwriting practice for the Korean character '보' (bo). The page contains 20 rows of the character. Each row consists of 5 instances of '보'. The characters are arranged in a grid, with the first row being solid red and the remaining 19 rows being dashed red for tracing.



